



PEUGEOT 3008

PRICES, EQUIPMENT AND TECHNICAL SPECIFICATIONS

Version 2.9.1 - Effective from 27th November 2023

2023.75 Model Year (H0) - **STOCK ONLY**

HYBRID



PEUGEOT 3008 models come with the following equipment as standard:

Safety and Security

- ABS (Anti-lock Braking System) with REF (Electronic Braking Distribution) and AFU (Emergency Braking Assistance)
- Airbags
 - Adaptive driver and front passenger airbags (includes passenger airbag deactivation function)
 - Driver and front passenger side airbags
 - Front and rear curtain airbags
- Alarm (perimetric, volumetric & anti lift)
- Automatic door locking when moving off
- Automatic hazard light activation upon heavy brake application
- Cruise control and Speed Limiter with intelligent speed adaption
- DAA1 (Driving timer alert system)
- DSC (Dynamic Stability Control) and ASR (Electronic Anti-skid System)
- Electric child locking functionality on rear windows and doors
- Electronic code immobiliser
- Extended traffic sign recognition
- Exterior temperature indicator with ice warning
- Front optimised safety headrests and rear retractable headrests (x3), height-adjustable.
- Front three-point retractable seatbelts, height-adjustable, with pre-tensioners and force limiters
- Front ventilated disc brakes, rear disc brakes
- Headlights left on audible warning
- Isofix child seat fittings (x3) in the front passenger and outer rear seats
- Lane departure warning
- Lane departure warning
- PEUGEOT SOS & Assistance
- Puncture Repair Kit including compressor, sealant cartridge and towing eye
- Rear three-point retractable seatbelts (x3), with pre-tensioners and force limiters in the outer rear seats
- Safety Pack
 - Lane Keeping Assist with road edge (LKA road edge)
 - Advanced emergency braking system (V-AEB with video camera)
 - Front collision warning
- Seatbelt not fastened audible and visual alert for front seats
- Seatbelt unfastened on the move audible and visual alert for front and rear seats
- Speed limit recognition and recommendation
- Visibility Pack
 - Automatic lights
 - Automatic wipers
 - Automatic follow me home lighting
 - Electrochrome rear view mirror

Comfort and Convenience

- Automatic and dual-zone diffusion air-conditioning system
- Central front armrest with butterfly-wing opening, Tramontane double stitching and illuminated storage compartment
- Dark tinted rear side windows and tailgate window
- Electric and heated door mirrors
- Electric parking brake (includes hill assist)
- Electric power steering with reach and rake-adjustable steering column
- Front central console with two cup-holders
- Front interior light with reading spotlights (x2) and rear interior light with reading spotlights (x2) with timer
- Front windscreen wiper with "Magic Wash" cleaning system
- Grab handles (x4), retractable with damping
- Hands free start system (keyless start)
- Heated rear windscreen with integrated antenna
- Illuminated glove box
- Map pockets on front seat backs
- Mechanical height-adjustable front seats
- Multifunction trip computer
- PEUGEOT i-Cockpit®:
 - Configurable 12.3" head-up digital instrument panel
 - 8.0" capacitive touchscreen
 - Compact multi-function leather steering wheel
- One-touch electric front and rear windows with pinch protection
- Rear centre console ventilation system
- Rear coat hooks (x2)
- Rear windscreen wiper triggered automatically in reverse gear
- Remote central locking (two remotes)
- Two-position boot floor - unavailable on PLUG-IN HYBRID versions

In Car Entertainment

- Bi-Tuner radio including DAB
- Bluetooth® telephone facility
- USB socket
- 6-speaker radio, MP3 compatible
- 12V sockets (x3) (dashboard, rear cabin and load area)

Exterior Features

- Body-colour exterior door handles
- Body-colour rear spoiler with stainless steel edging trim
- Body protectors (wheel arches + protection at bottom of doors) in black
- Chrome rear bumper fascia
- Chrome frameless 'Classic' grille
- Door mirror covers: Diamond Black
- Gloss black B and C pillar and aerodynamic deflector trim
- Gloss black strip rear cluster connecting strip
- Metallic Paint - Celebes Blue
- Roof - body colour
- Side window trim: black rubber
- Stainless steel roof arch trim

Exterior Lighting and Visibility

- Eco LED headlights
- 'Fang' LED Daytime running lights with integrated LED indicators
- LED side indicator lights integrated into door mirrors
- LED rear number plate lighting
- LED rear lights including PEUGEOT '3 Claw Effect' light signature (with daylight function)

Interior Features

- Blue ambient lighting for central connecting zone
- 'Brumeo' fabric trimmed door armrests
- Dashboard, front and rear door panels finish - carbon effect
- Flocked glove box interior
- Fabric Trim Mistral black 'Pnuema' with 'Azure' blue stitching
- Roof lining - Mistral black
- Satin chrome dashboard trim
- Satin chrome digital instrument panel trim
- Satin chrome interior door handles
- Satin chrome 'Scorpion's Tail' and toggle switch trim



3008 - 'Classic' Grille in Chrome



3008 GT - 'Dynamic' Grille in Chrome



3008 GT in Ultimate Red with optional 'Black Pack'



ACTIVE
Standard specification plus

HYBRID

Safety and Security

- Advanced Emergency Braking System (V-AEB with Video Camera)
- Cruise Control & Speed Limiter with Intelligent Speed Adaption (ISA)
- Driving Time Warning
- Extended Traffic Sign Recognition (ETSR)
- Front Collision Warning (FCW)
- Lane Keeping Assist with Road Edge Detection
- PEUGEOT SOS & Assistance

Comfort and Convenience

- 180° Colour Reversing Camera
- Dark tinted Rear Window and Rear Side Windows
- Heated, Electric and Power Folding Door Mirrors
- Keyless Push Button Start
- Rear Parking Sensors
- Visibility Pack featuring Automatic Lights and Wipers

Interior Features

- Automatic and dual-zone diffusion air-conditioning system
- Aluminium Front Door Sills and Pedals
- Electrochromic Rear View Mirror
- Seating
 - Mistral 'Pneuma' fabric with 'Azure' blue top stitching
 - Height adjustable driver and passenger seats
 - Roof lining and windscreen pillars - Mistral black

Exterior Features

- 18" 'Detroit' Storm Grey Diamond Cut Alloy Wheels
- Aluminium Roof Rails
- ECO LED Headlights
- 'Fang' style LED Daytime Running Lights and direction indicators

In Car Entertainment

- 8" High Definition Capacitive Touchscreen
- Bi-Tuner, 4 Speakers & 2 Tweeters, USB
- Bluetooth
- Multifunction Steering Wheel
- Mirror Screen®:
 - Apple CarPlay™
 - Android Auto

PLUG-IN HYBRID Versions - Additional Specification

- 3.7kW Monophase Onboard Charger
- 6 metre Mode 3 Type 2 Cable for Wallbox Charging
- 'HYBRID' emblems on tailgate
- Advanced Emergency Braking (AEB3) incorporating video camera and radar
- 10" High Definition Capacitive Touchscreen



ALLURE
ACTIVE specification plus

HYBRID

Safety and Security

- High Beam Assist (HBA)

Comfort and Convenience

- PEUGEOT Open & Go (Keyless Entry & Push Button Start)

Interior Features

- LED interior lighting
- Footwell lighting
- Dashboard, front and rear door panel finish: Carbon effect
- Satin chrome front door panel recess trim
- Seating
 - Half Leather effect trim, 'Colyn' fabric with 'Mint' green top stitching
 - Rear bench seat with central armrest and ski hatch

Exterior Lighting and Visibility

- LED rear lights featuring clear lens, PEUGEOT '3 Claw Effect' light signature (with daylight function) and scrolling indicators

In Car Entertainment

- 10" High Definition Capacitive Touchscreen
- Connected 3D Navigation*
 - TomTom® Live updates (6 month trial subscription)^
 - SpeedCam / Danger Zones (6 month trial subscription)^
- Voice recognition (radio, navigation and telephony features)

Exterior Features

- 'Black Diamond' Roof
- Door and Sill Protectors in Black Plastic with Polished Stainless Steel detailing



3008 'ALLURE' - 10.0" HD Colour Touchscreen, optional Nappa leather interior shown

*Additional terms and conditions apply to Connected Services, including customer acceptance of location sharing prior to activation.

^Subject to subscription - for renewal, terms and conditions, and any other details about Connected Navigation services, visit: <https://services-store.peugeot.co.uk>



GT
ALLURE specification plus

HYBRID

Safety and Security

- Drive Assist Plus Pack:
 - Adaptive Cruise Control with Stop & Go
 - Advanced Emergency Braking System (AEB3 with video camera + radar)
 - Front Collision Warning
 - Lane Positioning Assist
 - Blind Spot Monitoring

Interior Features

- Frameless Electrochrome Rear View Mirror
- Blue Ambient Lighting to front doors and central cup holders
- 'Greal' grey Alcantara® dashboard and door panel inserts
- Flocked front door pocket interior with blue ambient lighting
- Mistral floor mats with Aikinite contrast stitching
- Mistral full grain perforated leather steering wheel with Aikinite stitch detail and satin chrome 'GT' emblem
- Seating
 - Half Leather effect trim, 'Belomka' fabric with 'Akinite' copper top stitching
 - Driver's seat lumbar support adjustment
- Aluminium pedals
- 'Magic Flat' - individual left and right controls located in boot for convenient rear seat folding

In Car Entertainment

Rear Passenger USB charging sockets (x2) (type A)

Exterior Features

- 18" Detroit Gloss Black Alloy Wheels
- Twin 'exhaust effect' chrome trim
- Chrome window line trim
- 'GT' emblems (on front wings and tailgate) HYBRID emblem on tailgate for PLUG-IN HYBRID versions

Exterior Lighting and Visibility

- Full LED headlights with static corner lighting and Daytime Running Light extension
- Fog Mode - LED headlights operate on low beam with reduced intensity when rear fog lights are activated

Comfort and Convenience

- Front Parking Sensors




3008 GT with optional 'Black Pack'

3008 GT with optional 19" 'San Francisco' alloy wheels



3008 GT - PEUGEOT i-Cockpit



3008 GT - Half leather effect trim, 'Belomka' fabric with 'Akinite' copper top stitching

<p>*Stock Only (Contact Peugeot Retailer for latest availability)</p>	ENGINE	Fuel	HP	TITRE CODE	CO ₂ g/km	BASIC MRRP	VAT (£)	TOTAL MRRP	OTR COSTS	ON THE ROAD MRRP	P11D VALUE (£)	Plug-in HYBRID Electric Range Miles (EAER) ^{**}	2023/24 BIK %	*Indicative 2023/24 BIK £/mth @ 20%	*Indicative 2023/24 BIK £/mth @ 40%
ACTIVE	1.2L PureTech 130 EAT8 S6S * 8-speed Efficient Automatic Transmission	Petrol	131	1PP8SYLM61T0A0H0	144	26,350.00	5,270.00	31,620.00	1,210.00	32,830.00	32,520.00	-	33%	178.86	357.72
	HYBRID 136 e-DSC6 *	Alternative Fuel - Petrol/Hybrid	136	1PP8SYLJHWT0A0H0	125	27,520.83	5,504.17	33,025.00	1,155.00	34,180.00	33,925.00	-	30%	169.63	339.25
	1.5L BlueHDi 130 EAT8 S6S * 8-speed Efficient Automatic Transmission	Diesel	131	1PP8SYLP41T0A0H0	142	27,975.00	5,595.00	33,570.00	1,210.00	34,780.00	34,470.00	-	33%	189.59	379.17
	PLUG-IN HYBRID 180 e-EAT8 *	Alternative Fuel - Petrol/Hybrid	180	1PP8SYMR8AT0A0H0	38	32,420.83	6,484.17	38,905.00	955.00	39,860.00	39,805.00	31	12%	79.61	159.22
	PLUG-IN HYBRID 225 e-EAT8 *	Alternative Fuel - Petrol/Hybrid	225	1PP8SYMR7AT0A0H0	31	33,254.17	6,650.83	39,905.00	955.00	40,860.00	40,805.00	36	12%	81.61	163.22
ALLURE	1.2L PureTech 130 EAT8 S6S * 8-speed Efficient Automatic Transmission	Petrol	131	1PP8SYQM61T0A0H0	145	28,316.67	5,663.33	33,980.00	1,210.00	35,190.00	34,880.00	-	34%	197.65	395.31
	HYBRID 136 e-DSC6 *	Alternative Fuel - Petrol/Hybrid	136	1PP8SYQJHWT0A0H0	125	29,487.50	5,897.50	35,385.00	1,155.00	36,540.00	36,285.00	-	30%	181.43	362.85
	1.5L BlueHDi 130 EAT8 S6S * 8-speed Efficient Automatic Transmission	Diesel	131	1PP8SYQP41T0A0H0	142	29,941.67	5,988.33	35,930.00	1,210.00	37,140.00	36,830.00	-	33%	202.57	405.13
	PLUG-IN HYBRID 180 e-EAT8 *	Alternative Fuel - Petrol/Hybrid	180	1PP8SYSR8AT0A0H0	38	34,137.50	6,827.50	40,965.00	955.00	41,920.00	41,865.00	31	12%	83.73	167.46
	PLUG-IN HYBRID 225 e-EAT8 *	Alternative Fuel - Petrol/Hybrid	225	1PP8SYSR7AT0A0H0	31	34,970.83	6,994.17	41,965.00	955.00	42,920.00	42,865.00	36	12%	85.73	171.46
GT	1.2L PureTech 130 EAT8 S6S * 8-speed Efficient Automatic Transmission	Petrol	131	1PP8SYTM61T0A0H0	145	29,916.67	5,983.33	35,900.00	1,210.00	37,110.00	36,800.00	-	34%	208.53	417.07
	HYBRID 136 e-DSC6 *	Alternative Fuel - Petrol/Hybrid	136	1PP8SYTJHWT0A0H0	126	31,087.50	6,217.50	37,305.00	1,155.00	38,460.00	38,205.00	-	30%	191.03	382.05
	1.5L BlueHDi 130 EAT8 S6S * 8-speed Efficient Automatic Transmission	Diesel	131	1PP8SYTP41T0A0H0	143	31,541.67	6,308.33	37,850.00	1,210.00	39,060.00	38,750.00	-	33%	213.13	426.25
	PLUG-IN HYBRID 225 e-EAT8 *	Alternative Fuel - Petrol/Hybrid	225	1PP8SYUR7AT0A0H0	32	36,570.83	7,314.17	43,885.00	955.00	44,840.00	44,785.00	36	12%	89.57	179.14

CO₂ figures, P11D values, BIK%, BIK£ and MRRP pricing shown above are for a standard vehicle without any additional optional equipment. CO₂ figures are used to calculate Vehicle Excise Duty (VED) for the first registration of the vehicle and BIK%. The addition of optional extras could increase the certified CO₂ emission output. This in turn may affect the amount of VED payable upon registration, and, for company car drivers, the amount of Benefit in Kind (BIK) tax payable. Cars with a list price over £40,000 at first registration will pay an additional rate of £390 per year on top of annual tax 'standard rate', for five years from the start of the second licence, before returning to standard rate. (List price includes all factory options but excludes first year VED and first registration fee)

For further information on CO₂ and pricing for vehicles with optional equipment, please visit www.peugeot.co.uk and configure your chosen vehicle with your preferred options.

*Indicative monthly BIK amounts are calculated by taking the P11D of a standard factory built vehicle without the addition of any optional equipment. This is then multiplied by the income tax rate (20 or 40%) giving an annual amount. This figure is then divided by 12 to reach a monthly amount. The figures quoted are for guidance only. For further information on company car tax comparisons please visit www.compare.peugeot.co.uk/company-car-tax.

** Plug-in Hybrid Electric Vehicle Range (EAER) for standard specification without factory fitted options. Factory fitted options may reduce Electric Vehicle Range.

The fuel consumption or electric range achieved, and CO₂ produced (where applicable), in real world conditions will depend upon a number of factors including, but not limited to: the accessories fitted (pre and post registration); the starting charge of the battery (PHEV only); variations in weather; driving styles and vehicle load. The plug-in hybrid range requires mains electricity for charging. The WLTP (Worldwide Harmonised Light Vehicles Test Procedure) is used to measure fuel consumption, electric range and CO₂ figures. 'On the Road' MRRP includes registration plates and delivery to retailer (including VAT), 12 months' Vehicle Excise Duty and new vehicle registration fee of £55. Excludes fuel and insurance.

Figures shown are for comparison purposes and should only be compared to the fuel consumption, electric range and CO₂ values of other cars tested to the same technical standard.

Due to the ongoing worldwide shortage of components affecting all industries, specification on vehicles may vary. Please contact your Retailer for the latest information.

All information and prices correct at time of publication, but are subject to change at any time without prior notice (which may occur as a result of matters including, but not limited to, any changes in legislation and/or any changes by the government).

PEUGEOT 3008 - Options								
Standard		●						
Optional		○						
Unavailable		-						
			ACTIVE	ALLURE	GT	Basic RRP £ Excluding VAT	VAT @ 20%	Total RRP £ Including VAT
PAINT & ROOF								
Metallic paint - Celebes Blue	MDSY	●	●	●	0.00	0.00	0.00	
Metallic paint - Cumulus Grey (M0F4), Nimbus Grey (M0V1), Nera Black (M09V)	<<--	○	○	○	541.67	108.33	650.00	
Premium Paint - Pearlescent White (M6N9), Ultimate Red* (MSF3, *Stock Only)	<<--	○	○	○	708.33	141.67	850.00	
Body Coloured Roof (not available in conjunction with 'Hands Free' Smart Electric Tailgate)	JD02	●	○	-	0.00	0.00	0.00	
SAFETY AND SECURITY								
Night Vision* (*Stock Only)	N101	-	-	○	1,083.33	216.67	1,300.00	
Safety Pack - Advanced Emergency Braking System (V-AEB with video camera) and Front Collision Warning (FCW) (includes Advanced Emergency Braking System (AEB53 with video camera + radar) on PLUG-IN HYBRID versions)	ZVH5 ZVK9 (PLUG-IN HYBRID)	●	-	-	0.00	0.00	0.00	
Safety Plus Pack Safety Pack + - Lane Keeping Assist with road edge (LKA road edge) - Driver Attention Alert Level 3 (DAAS) - High Beam Assist (HBA)	ZVJU ZVK8 (PLUG-IN HYBRID)	-	●	-	0.00	0.00	0.00	
Drive Assist Plus Pack in conjunction with Safety Plus Pack (see above) - ACC Stop & Go (Adaptive Cruise Control with Stop function) (EATB) - Advanced Emergency Braking System (AEB53 with video camera + radar) - Front Collision Warning (FCW) - Lane Positioning Assist (LPA) - Blind Spot Monitoring (BSD) & Exterior Courtesy Lighting - Front Parking Sensors	ZVHU	-	○	●	500.00	100.00	600.00	
Advanced Grip Control* with 4 Grip Modes: Normal, Sand, Mud, Snow No change to alloy wheel size, includes 18" 'Los Angeles' alloy wheel Also includes Goodyear 225/55 R18 102 V Tyres - (3PM5F A-class) <u>Not available with 'Black Pack'</u>	UF02	-	○ (exc. PLUG-IN HYBRID)	○ (exc. PLUG-IN HYBRID)	250.00	50.00	300.00	
Space Saver Spare Wheel & Tool Kit (not available on PLUG-IN HYBRID versions)	Retailer Supplied Accessory	○	○	○	159.17	31.83	191.00	
COMFORT AND CONVENIENCE								
'Hands Free' Smart Electric Tailgate (foot operated)	MO02	-	○	○	333.33	66.67	400.00	
Front Parking Sensors (in addition to Rear Parking Sensors & Colour Reversing Camera)	WY17	○	○	●	150.00	30.00	180.00	
Visio Park 2 360° Colour camera system + automated parking assistance (parallel and bay parking)	WY18	-	○	○	375.00	75.00	450.00	
INTERIOR FEATURES								
Driver & Passenger Seat Pack - includes heated front seats and manual longitudinal adjustment to cushion nose. <u>Driver Seat</u> : 8-way electric adjustment, 2 position memory function, multi-point massage function, electric lumbar adjustment. Awarded AGR (Aktion Gesunder Rücken) seal of approval. <u>Passenger Seat</u> : Electric adjustment of seat base angle	WAC1	-	-	○	583.33	116.67	700.00	
Half Mistral leather effect trim with Mistral Alcantara* Includes Driver and Passenger Seat Pack option (WAC1)	QJFI	-	-	○	1,000.00	200.00	1,200.00	
Nappa Mistral leather trim** with 'Tramontane' grey stitching Includes heated front seats (WABA), floor mats, flat-folding passenger seat and blue ambient lighting to front doors	BDFX	-	○	-	1,083.33	216.67	1,300.00	
Nappa Mistral leather trim** with 'Tramontane' grey stitching. *Grey Alcantara** trim on dashboard and door panel inserts Includes Driver and Passenger Seat Pack option (WAC1)	BDFX	-	-	○	1,416.67	283.33	1,700.00	
IN CAR ENTERTAINMENT								
3D Connected Navigation* with voice recognition and 10" High Definition Capacitive Touch Screen Includes 6 month trial subscription of TomTom Live services, including SpeedCam/Danger Zones***	WL14	○ (exc. PLUG-IN HYBRID)	●	●	666.67	133.33	800.00	
3D Connected Navigation* with voice recognition Includes 6 month trial subscription of TomTom Live services, including SpeedCam/Danger Zones***	WL14	○ (PLUG-IN HYBRID)	-	-	300.00	60.00	360.00	
FOCAL* Premium 10 Speaker HI-FI System , 515 watts, 4 Speakers, 4 Tweeters, Central Speaker, Sub-woofer and 12 channel digital amplifier. Includes acoustic laminated front side windows except Plug-in Hybrid versions	UN02	-	-	○	491.67	98.33	590.00	
EXTERIOR FEATURES								
19" 'San Francisco' Matt Onyx Black diamond cut alloy wheels	ZHVE ZHYR (PLUG-IN HYBRID)	-	-	○	166.67	33.33	200.00	
'Black Pack' - Radiator grille, front and rear Lion, "3008" on soft nose, "Peugeot" lettering on tailgate and GT emblems finished in Satin Black - Gloss black lower front bumper trim - Gloss black roof arch trim and satin black longitudinal roof rails - Deletion of chrome window line trim and polished stainless steel inserts from door and sill protection panels - 19" Onyx Black Gloss 'Washington' alloy wheels with Black Mist varnish (excluding PLUG-IN HYBRID) - 19" Matt Onyx Black 'San Francisco' alloy wheels with Black Mist varnish (PLUG-IN HYBRID) - Gloss black rear bumper strip Notes: - Includes 'Hands Free Smart Electric Tailgate' - 'Black Pack' not compatible with optional Grip Control	KK01	-	-	○	666.67	133.33	800.00	
Panoramic Opening Glass Roof , with electric interior blind and blue ambient lighting Includes PEUGEOT Lion image floor projection from door mirrors, and reverse gear door mirror adoption	OK02	-	○ (PLUG-IN HYBRID only)	○	750.00	150.00	900.00	
Tow bar , detachable without tools, includes ESP with TSM (Trailer Sway Mitigation system) and 13 pin plug	AQ01	○	○	○	541.67	108.33	650.00	
PLUG-IN HYBRID								
7.4kW Monophase on board charger (PLUG-IN HYBRID versions only)	LZ02	○	○	○	291.67	58.33	350.00	

** Some surfaces contain artificial leather
 *** Additional terms and conditions apply to connected services, including customer acceptance of location sharing prior to activation.
 ^Subject to subscription - after you have taken delivery of your vehicle, please subscribe on: <https://services-store.peugeot.co.uk/>

		ACTIVE	ALLURE		GT	
Upholstery		Mistral black 'Pneuma' fabric	Half Mistral black leather effect trim with 'Colyn' fabric	Mistral black Nappa leather	Half Mistral black leather effect trim with 'Belomka' fabric	Mistral black Nappa leather
Top-stitching		'Azure' Blue	'Mint' Green	'Tramontane' Grey	'Aikinite' Copper	'Tramontane' Grey
Carpets / Roof-lining		Mistral black	Mistral black		Mistral black	
METALLIC PAINT						
Celebes Blue	M05Y	●	●	●	●	●
Cumulus Grey	M0F4	○	○	○	○	○
Nimbus Grey	M0VL	○	○	○	○	○
Nera Black	M09V	○	○	○	○	○
PREMIUM PAINT						
Pearlescent White	M6N9	○	○	○	○	○
Ultimate Red <small>(Stock Only)</small>	M5F3	○	○	○	○	○
BLACK DIAMOND ROOF*						
Nera Black	JD20		●		●	



Celebes Blue



Cumulus Grey



Nimbus Grey



Ultimate Red



Pearlescent White



Nera Black

PEUGEOT 3008 - Upholstery Options

	ACTIVE	ALLURE		GT		
Upholstery	Mistral 'Pneuma' fabric	Half Mistral leather effect trim with 'Colyn' fabric	Mistral black Nappa leather trim	Half Mistral leather effect trim with 'Belomka' fabric	Half Mistral leather effect trim with Mistral Alcantara®	Mistral Black Nappa leather trim
Trim Code	V1FX	48FQ	8DFX	73FH	OJFI	8DFX
Top-stitching	'Azure' Blue	'Mint' Green	'Tramontane' Grey	'Akinite' Copper	'Akinite' Copper	'Tramontane' Grey
Seat Trim Availability	●	●	○	●	○	○
Dashboard and Door Panel finish	'Carbon Effect'	'Carbon Effect'	'Brumeo Fabric'	'Grey Alcantara®'	'Grey Alcantara®'	'Grey Alcantara®'
Seat Upholstery Design & Trim Swatch						

PEUGEOT 3008 - Alloy Wheel Options

	ACTIVE	ALLURE	GT		
18" 'Detroit' Storm Grey, Diamond Cut 225/55 R18 102 V - Michelin e-Primacy (Class A+) Tyres	●	●	-		
18" 'Detroit' Gloss Black, Diamond Cut 225/55 R18 102 V - Michelin e-Primacy (Class A+) Tyres	-	-	●		
19" 'San Francisco' Matt Onyx Black, Diamond Cut 205/55 R19 97V Michelin Primacy 3 Slimline Tyres 225/50 R19 100V Michelin e-Primacy Tyres on PLUG-IN HYBRID	-	-	○		
19" 'Washington' Onyx Black Gloss, Diamond Cut with Black Mist Varnish 205/55 R19 97V Michelin Primacy 3 Slimline Tyres PureTech & BlueHDi versions only in conjunction with optional 'Black Pack'	-	-	○ EXCLUDING PLUG-IN HYBRID		
19" 'San Francisco' Matt Onyx Black, Diamond Cut with Black Mist Varnish 225/50 R19 100V Michelin e-Primacy Tyres HYBRID versions only in conjunction with optional 'Black Pack'	-	-	○ PLUG-IN HYBRID		
18" 'Los Angeles' Brilliant Grey, Diamond Cut 225/55 R18 102V Goodyear Tyres In conjunction with optional Advanced Grip Control	○	○	○		
				19" 'San Francisco' Optional on GT	18" 'Los Angeles' Optional with Advanced Grip Control
				19" 'Washington' Black Mist Optional with 'Black Pack'	19" 'San Francisco' Black Mist Optional with 'Black Pack'

For further information visit our website at peugeot.co.uk or contact your local PEUGEOT Retailer.

PEUGEOT 3008 - Equipment

Standard	●		
Optional	○		
Unavailable	-		

	ACTIVE	ALLURE	GT
SAFETY AND SECURITY			
ABS (Anti-lock Braking System) with REF (Electronic Braking Distribution) and AFU (Emergency Braking Assistance)	●	●	●
Acoustic Vehicle Alerting System (AVAS) - Generates a sound when travelling at low speed, audible outside the vehicle for pedestrian safety. HYBRID & PLUG-IN HYBRID versions only	●	●	●
Airbags: Adaptive driver and front passenger airbags (includes passenger airbag deactivation function)	●	●	●
Airbags: Driver and front passenger side airbag	●	●	●
Airbags: Front and rear curtain airbags	●	●	●
Alarm (perimetric, volumetric with lift and tilt sensor)	●	●	●
Automatic door locking when moving off	●	●	●
Automatic hazard light activation upon heavy brake application	●	●	●
Blind Spot Monitoring/Detection (BSD)	-	○*	●
Cabin pre-conditioning - heating / cooling of cabin to 21°C, via My PEUGEOT APP - PLUG-IN HYBRID only	●	●	●
Charging - 3.7KW Monophase on board charger & Mode 3 Type 2 cable for wallbox. - PLUG-IN HYBRID only	●	●	●
Charging - Deferred charging option, configurable in car or via My PEUGEOT APP - PLUG-IN HYBRID only	●	●	●
Cruise Control - Programmable, and Speed Limiter with Intelligent Speed Adaption (ISA)	●	●	●
Cruise Control - (ACC Stop - Adaptive Cruise Control with stop function)	-	○*	●
Driving Time Warning - (DAA1)	●	●	●
Dynamic Stability Control (DSC) and Electronic Anti-Skid System (ASR)	●	●	●
Electric child locking functionality on rear windows and doors	●	●	●
Electronic code immobiliser	●	●	●
Exterior temperature indicator with ice warning	●	●	●
Front three-point retractable seatbelts, height-adjustable, with pre-tensioners and force limiters	●	●	●
Front optimised safety headrests and rear retractable headrests (x3), height-adjustable.	●	●	●
Front ventilated disc brakes, rear disc brakes	●	●	●
Headlights left on audible warning	●	●	●
Isofix child seat fittings (x3) - front passenger and outer rear seats	●	●	●
Lane departure warning system	●	●	●
Lane Positioning Assist (LPA)	-	○*	●
Night Vision* (*Stock Only)	-	-	○
PEUGEOT Connect SOS and Assistance	●	●	●
Rear three-point retractable seatbelts (x3), with pre-tensioners and force limiters in the outer rear seats	●	●	●
Safety Pack: Advanced Emergency Braking System (V-AEB with video camera)	●	●	●
Safety Pack: Front Collision Warning (FCW)	●	●	●
Safety Plus Pack: Lane Keeping Assistance (LKA)	●	●	●
Safety Plus Pack: Driver Attention Alert Level 3 (DAA3)	-	●	●
Safety Plus Pack: PEUGEOT Smartbeam Assistance	-	●	●
Seatbelt not fastened audible and visual alert for front seats	●	●	●
Seatbelt unfastened on the move audible and visual alert for front and rear seats	●	●	●
Self levelling headlights	-	-	●
Sign Recognition - Extended Traffic Sign Recognition (ETSR)	●	●	●
Speed limit recognition and recommendation	●	●	●
Tyre repair & inflation kit	●	●	●
Space Saver Spare Wheel & Tools (PEUGEOT Retailer Accessory)	○	○	○

COMFORT AND CONVENIENCE			
Automatic dual zone climate control	●	●	●
Central front armrest with butterfly-wing opening and illuminated storage compartment	●	●	●
Electric, heated and power folding door mirrors	●	●	●
Electric parking brake (includes hill assist)	●	●	●
Electric power steering with reach and rake adjustable steering column	●	●	●
Front central console with two cup-holders	●	●	●
Front interior light with reading spotlights (x2) and rear interior light with timer	●	●	●

○* Available in conjunction with optional Drive Assist Plus Pack
 ○** Available in conjunction with optional Nappa Leather interior
 ○**+ Available in conjunction with optional Driver & Passenger Seat Pack

	ACTIVE	ALLURE	GT
--	--------	--------	----

COMFORT & CONVENIENCE (continued)			
Front windscreen wiper with "Magic Wash" cleaning system	●	●	●
Grab handles (x4), retractable, damped	●	●	●
'Hands Free' Smart Electric Tailgate (foot operated)	-	○	○
Heated rear windscreen with integrated radio antenna	●	●	●
Illuminated glove box, central storage area and load area	●	●	●
Illuminated vanity mirrors	-	●	●
LED interior lighting (roof)	-	●	●
Map pockets on front seat backs	●	●	●
Height-adjustable driver & passenger seats	●	●	●
Multifunction trip computer	●	●	●
PEUGEOT i-Cockpit®	●	●	●
PEUGEOT i-Cockpit®: configurable 12.3" head-up digital instrument panel	●	●	●
PEUGEOT i-Cockpit®: 8.0" Capacitive Touchscreen (excluding ACTIVE PLUG-IN HYBRID)	●	-	-
PEUGEOT i-Cockpit®: 10.0" High Definition Capacitive Touchscreen (ACTIVE PLUG-IN HYBRID)	●	-	-
PEUGEOT i-Cockpit®: 10.0" High Definition Capacitive Touchscreen & 3D Connected Navigation	○	●	●
PEUGEOT i-Cockpit®: compact sports steering wheel	●	●	●
One-touch electric front and rear windows with pinch protection	●	●	●
Parking sensors - rear	●	●	-
Parking sensors - front & rear	○	○	●
PEUGEOT Keyless Push Button Start	●	●	●
PEUGEOT Open and Go (keyless entry and keyless push button start)	-	●	●
Reading spotlights (x2), in rear	●	●	●
Rear armrest with ski flap and two cup holders	-	●	●
Rear centre console ventilation system	●	●	●
Rear coat hooks (x2)	●	●	●
Rear windscreen wiper triggered automatically in reverse gear	●	●	●
Remote central locking (two remotes)	●	●	●
Reversing Camera - 180° Colour Reversing Camera	●	●	●
Tinted Windows - Dark Tinted rear side and tailgate windows	●	●	●
Two-position boot floor (Fixed boot floor with access to the charging cable storage box on PLUG-IN HYBRID)	●	●	●
Visio Park 2: 360° Colour camera system (Front & Rear) + automated parking assistance	-	○	○
1/3 - 2/3 folding rear seat ("Magic Flat" boot accessible controls on GT, excluding PLUG-IN HYBRID versions).	●	●	●

INTERIOR FEATURES			
Aikinite' copper contrast stitching to armrest	-	-	●
Blue ambient lighting for connecting zone	●	●	●
Blue ambient lighting to head-up instrument panel	●	●	●
Blue ambient lighting to front door panels	-	○**	-
Blue ambient lighting to front door panels and central cup-holders	-	-	●
Dashboard, front and rear door panel finish: 'Carbon Effect'	●	●	-
Dashboard, front and rear door panel finish: 'Brumeo' fabric	-	○**	-
Dashboard, front and rear door panel finish: 'Grey Alcantara®'	-	-	●
Flocked front door pocket interior with blue ambient lighting	-	-	●
Flocked glove box interior	●	●	●
Floor mats - Mistral Black with Aikinite contrast stitching	-	-	●
Leather Steering Wheel	●	●	-
Leather steering wheel - full-grain perforated with Aikinite stitch detail and satin chrome 'GT' emblem	-	-	●
Mode selector (Eco, Normal, Sport) - Petrol, Diesel & HYBRID versions	●	●	●
Mode selector (Electric, Hybrid, Sport) - PLUG-IN HYBRID versions	●	●	●

PEUGEOT 3008 - Equipment

Standard	●
Optional	○
Unavailable	-

	ACTIVE	ALLURE	GT
INTERIOR FEATURES (continued)			
Roof lining - Mistral black	●	●	●
Satin chrome dashboard trim	●	●	●
Satin chrome digital instrument panel trim	●	●	●
Satin chrome front door panel recess trim	-	●	●
Satin chrome interior door handles	●	●	●
Satin chrome 'Scorpion's Tail' and toggle switch trim	●	●	●
Seating: driver and front passenger seat adjustable cushion nose	-	-	○ ⁺⁺
Seating: driver and front passenger seat heating	-	-	○ ⁺⁺
Seating: driver and front passenger seat height adjustment	●	●	●
Seating: driver seat lumbar adjustment	-	○ ^{**}	●
Seating: driver seat manual adjustment (longitudinal and back rest angle)	●	●	●
Seating: driver seat multi-point massage function	-	-	○ ⁺⁺
Seating: driver seat 2 position memory function	-	-	○ ⁺⁺
Seating: driver seat multi-way electric adjustment (includes electric lumbar adjustment)	-	-	○ ⁺⁺
Seating: front passenger seat, flat folding (optional in conjunction with Nappa Leather)	-	○ ^{**}	●
Seating: front passenger seat manual adjustment (longitudinal and back rest angle)	●	●	●
Seating: front passenger seat base angle electric adjustment	-	-	○ ⁺⁺
Seating: Mistral 'Pneuma' fabric with 'Azure' blue stitching	●	-	-
Seating: Half Mistral leather effect trim with 'Colyn' fabric with 'Mint' green stitching	-	●	-
Seating: Half Mistral leather effect trim with 'Belomka' fabric with 'Akinite' copper stitching	-	-	●
Seating: Half Mistral leather effect trim with Mistral Alcantara® with 'Akinite' copper stitching	-	-	○
Seating trim: Mistral 'Nappa' leather seat with 'Tramontane' grey double stitch detail	-	○	○

IN CAR ENTERTAINMENT			
Bluetooth® telephone facility	●	●	●
DAB Radio (Digital Audio Broadcasting)	●	●	●
FOCAL® 10 Speaker Premium HI-FI System. (Includes acoustic laminated front windows, excluding PLUG-IN HYBRID)	-	-	○
Mirror Screen*: (Apple CarPlay™ and Android Auto)	●	●	●
USB Socket (front centre console)	●	●	●
Twin USB Charging Sockets - rear centre console	-	-	●
Voice recognition (radio, navigation and telephony features)	-	●	●
^Connected 3D Navigation & 10.0" HD Capacitive Touchscreen Includes 6 month trial subscription of TomTom Live services, including SpeedCam/Danger Zones***	○	●	●
6-Speaker radio, MP3 compatible	●	●	●
12 V sockets (x3) - front, rear & load area	●	●	●

EXTERIOR FEATURES			
Aluminium longitudinal roof bars	●	●	●
'Black Pack' styling (refer to options section for full details)	-	-	○
Body-colour exterior door handles	●	●	●
Body-colour rear spoiler with stainless steel edging trim	●	●	●
Body protectors (wheel arches + protection at bottom of doors) in black	●	●	●
Chrome rear bumper fascia (Gloss Black when optional 'Black Pack' is specified on GT)	●	●	●
Door mirror covers: 'Black Diamond'	●	●	●
Front bumper - Lower trim in Silver	●	●	●

- * Available in conjunction with optional Drive Assist Plus Pack
- ** Available in conjunction with optional Nappa Leather interior
- ++ Available in conjunction with optional Driver & Passenger Seat Pack

	ACTIVE	ALLURE	GT
Front Radiator Grille - 'Classic' frameless design	●	●	-
Front Radiator Grille - 'Dynamic' frameless design	-	-	●
Front wing trim: black	●	-	-
Front wing trim: black with chrome detail	-	●	●
Gloss black B and C pillar and aerodynamic deflector trim	●	●	●
Gloss black strip rear cluster connecting strip	●	●	●
Gloss black windscreen trim	●	●	●
'GT' emblems (front wings and tailgate) - front wings only on PLUG-IN HYBRID versions	-	-	●
'HYBRID' emblems on tailgate - PLUG-IN HYBRID versions only	●	●	●
Panoramic opening glass roof with electric interior blind and blue ambient lighting Includes 'PEUGEOT Lion' image floor projection from door mirrors, and reverse gear door mirror adaption ^^only available on Allure PLUG-IN HYBRID versions	-	○ ^{^^}	○
Roof - body colour (^^ free of charge, not available in conjunction with 'Hands Free' Smart Electric Tailgate)	●	○ ^{^^}	-
Roof - 'Black Diamond'	-	●	●
Side window trim: black rubber	●	●	-
Side window trim: chrome	-	-	●
Stainless steel door sill scuff plates	●	●	●
Stainless steel roof arch trim	●	●	●
Twin exhaust effect trim	-	-	●
18" 'Detroit' diamond cut alloy wheels - Storm Grey	●	●	-
18" 'Detroit' diamond cut alloy wheels - Gloss Onyx Black	-	-	●
19" 'San Francisco' diamond cut alloy wheels - Matt Onyx Black	-	-	○
18" 'Los Angeles' diamond cut alloy wheels (included with optional Grip Control)	-	○	○
19" 'Washington' diamond cut alloy wheels - Onyx Black Gloss with Black Mist varnish (included with optional 'Black Pack') - excluding PLUG-IN HYBRID versions	-	-	○
19" 'San Francisco' diamond cut alloy wheels - Matt Onyx Black with Black Mist varnish (included with optional 'Black Pack') - PLUG-IN HYBRID versions only	-	-	○

EXTERIOR LIGHTING AND VISIBILITY			
Door mirror mounted LED courtesy floor lighting	-	○ [*]	●
ECO LED headlights	●	●	-
Full LED headlights with 'Fog Mode'	-	-	●
LED 'fang' style daytime running lights	●	●	●
LED front indicators	●	●	●
LED side indicator lights integrated into door mirrors	●	●	●
Rear numberplate lights (x2)	●	●	●
Rear LED PEUGEOT signature 'Claw Effect' lights (with daylight function)	●	-	-
Rear LED PEUGEOT signature 'Claw Effect' lights (with daylight function) with clear lens and scrolling LED direction indicators	-	●	●
Visibility pack: automatic lights	●	●	●
Visibility pack: automatic windscreen wipers	●	●	●
Visibility pack: electrochromic rear view mirror (auto dimming)	●	●	●
Visibility pack: Frameless electrochromic rear view mirror (auto dimming)	-	-	●
Visibility pack: 'follow me home headlights'	●	●	●

*** Additional terms and conditions apply to connected services, including customer acceptance of location sharing prior to activation.

^Subject to subscription – after you have taken delivery of your vehicle, please subscribe on: <https://services-store.peugeot.co.uk/>

		HYBRID 136 e-D5C6 6-speed Dual Shift Clutch Automatic Transmission	PLUG-IN HYBRID 180 e-EAT8 8-speed Efficient Automatic Transmission	PLUG-IN HYBRID 225 e-EAT8 8-speed Efficient Automatic Transmission	
PETROL ENGINE	Cubic capacity (cc)	1199	1598	1598	
	Maximum power hp (kW) @ RPM	136 (100) @ 5500	150 (110) @ 6000	181 (133) @ 6000	
	Maximum torque lb/R (Nm) @ RPM	170 (230) @ 1750	221 (300) @ 3000	221 (300) @ 3000	
	Regulated Emission Standard	Euro 6d-ISC-FCM (RDE Step 2)	Euro 6d-ISC-FCM (RDE Step 2)	Euro 6d-ISC-FCM (RDE Step 2)	
	Injection Type	Direct	Direct	Direct	
	Service Interval	16,000 miles or 1 year	20,000 miles or 1 year	20,000 miles or 1 year	
ELECTRIC MOTOR	Electric motor (integrated with the gearbox)	1 at the front	1 at the front	1 at the front	
	Maximum power hp (kW)	22 (16) @ 2499	110 (81) @ 2500	110 (81) @ 2500	
	Maximum torque lb/ft (Nm)	37 (51) @ 750 - 2499	236 (320) @ 500 - 2500	236 (320) @ 500 - 2500	
	Battery	Li-ion	Li-ion	Li-ion	
	Battery Capacity (kWh) / Battery Power (kW)	0.9 / 21	12.4 / 102	14.2 / 90	
	Usable Battery Capacity (kWh)	0.432	TBC	10.4	
	Battery Warranty	8 year traction battery warranty			
	Electric Range (Combined) miles (Very High Consumption - Very Low Consumption)	-	29.8 - 39.1	35.4 - 42.9	
	Charging Time from 0 to 100% - Standard cable (Mode 3 Type 2)	Self Charging	3hr 30 mins	3hr 45 mins	
	Charging Time from 0 to 100% - Optional on board charger	Self Charging	1hr 45 mins	1hr 45 mins	
	On Board Charger (kW)	-	3.7kW fitted as standard (7.4kW On Board Charger available as a factory fitted option)		
COMBINED PERFORMANCE	Combined Maximum power hp (kW)	-	180 (132)	225 (166)	
	Combined Maximum torque lb/ft (Nm)	-	266 (360)	266 (360)	
TRANSMISSION	Type	Automatic, Front wheel drive	Automatic, Front wheel drive	Automatic, Front wheel drive	
	Number of gears	6	8	8	
VEHICLE WEIGHT INFORMATION (kg)	Gross vehicle weight	2050	2290	2290	
	Mass in service	1619	1900	1900	
	Kerb weight	1478	1763	1763	
	Gross train weight	3300	3540	3540	
	Maximum braked trailer weight	1250	1250	1250	
	Maximum tow ball weight	70	70	70	
PERFORMANCE INFORMATION	Maximum speed in Sport mode / Electric (mph)	124	134 / 84	140 / 84	
	Acceleration 0-62 mph (driver only) (sec)	10.0	8.8	8.7	
FUEL CONSUMPTION AND EMISSIONS	WLTP V.HIGH / V.LOW	Fuel Consumption: Combined MPG (litres/100km) ^{AAA}	45.6 - 53.3 (6.2 - 5.3)	144.8 - 221.0 (2.0 - 1.3)	177.9 - 250.0 (1.6 - 1.1)
	Carbon Dioxide (CO2) emissions Combined (g/km) - WLTP	120 - 139	29 - 41	26 - 36	
FUEL	Capacity (litres)	53	43	43	
	Carbon monoxide (mg/km)	439.7	298.8	254.4	
REGULATED EMISSIONS	Total hydrocarbons (mg/km)	18.5	11.7	12.6	
	Nitrogen Oxides (mg/km)	17.5	2.5	2.9	
	Particulate Matter (mg/km)	0.29	0.16	0.22	
BRAKES	Front and rear discs	Front: Ventilated disc brakes with sliding caliper and automatic wear adjustment / Rear: Sliding caliper disc brakes			
SUSPENSION AND TYRES	Front suspension	Independent wheels - Pseudo-Mac Pherson axle, coil springs and integrated and pressurised hydraulic shock absorbers			
	Rear suspension	Semi-independent wheels - Twist beam axle, hydraulic and pressurised shock absorbers			
	Size - 18" tyres	225/55 R18 102 V - Michelin e-Primacy (Class A+)			
	Size - 19" tyres	205/55 R19 97V Michelin Primacy 3	225/50 R19 100 V Michelin e-Primacy		
	Tyre inflation kit	●			
INSURANCE GROUPS	ACTIVE	23E	29E	30E	
	ALLURE	23E	30E	31E	
	GT	24E	-	30E	

The fuel consumption or electric range achieved, and CO₂ produced (where applicable), in real world conditions will depend upon a number of factors including, but not limited to: the accessories fitted (pre and post registration), the starting/charging of the battery, variations in weather, driving styles and vehicle load. The WLTP (Worldwide Harmonised Light Vehicles Test Procedure) is used to measure fuel consumption, electric range and CO₂ figures. Figures shown are for comparison purposes and should only be compared to the fuel consumption, electric range and CO₂ values of other cars tested to the same technical standard.

^A 'LOW': Low speed city driving, representative of city centre driving, maximum 35mph.
^{AA} 'MEDIUM': Medium speed town driving, representative of town or suburban driving, maximum 50mph.
^{AAA} 'HIGH': High speed rural driving, representative of A-road or dual carriageway driving, maximum 60mph.
^{AAA} 'EXTRA HIGH': Extra High speed motorway driving, representative of a typical European motorway, maximum 81mph.
^{AAA} 'COMBINED': A mixed journey average of all elements

Figures quoted reflect a range of configurations (including non-UK market vehicles) and are subject to changes resulting from ongoing product development, range evolutions, testing and evaluations.

		1.2L PureTech 130 EAT8 S&S 8-speed Efficient Automatic Transmission	1.5L BlueHDi 130 EAT8 S&S 8-speed Efficient Automatic Transmission	
DRIVETRAIN	Fuel type	Petrol	Diesel	
	Stop and Start functionality	●	●	
	Cubic capacity (cc)	1199	1499	
	Maximum power hp (Kw)	131 (96) @5500	131 (96) @3750	
	Maximum torque lb/ft (Nm)	170 (230) @ 1750	221 (300) @ 1750	
	8 speed automatic	●	●	
BRAKES	Front and rear discs	Front: Ventilated disc brakes with sliding caliper and automatic wear adjustment / Rear: Sliding caliper disc brakes		
SUSPENSION AND TYRES	Front suspension	Independent wheels - Pseudo-Mac Pherson axle, coil springs and integrated and pressurised hydraulic shock absorbers		
	Rear suspension	Semi-independent wheels - Twist beam axle, hydraulic and pressurised shock absorbers		
	Size - 18" tyres	225/55 R18 102 V - Michelin e-Primacy (Class A+)		
	Size - 19" 'Tall & Narrow' tyres	205/55 R19 97V Michelin Primacy 3		
	Tyre inflation kit	●	●	
FUEL	Capacity (litres)	53		
REGULATED EMISSIONS	Carbon monoxide (mg/km)	435.1	44.4	
	Total hydrocarbons (mg/km)	24.4	-	
	Nitrogen Oxides (mg/km)	29.7	50.5	
	Total Hydrocarbons + Nitrogen Oxides (mg/km)	-	54.5	
	Particulate Matter (mg/km)	0.83	0.21	
FUEL CONSUMPTION, EMISSIONS and PERFORMANCE (driver only)	Maximum speed (mph)	117	117	
	Acceleration 0-62 mph (driver only) (sec)	9.7	11.5	
	WLTP V, High / V, Low Fuel Consumption	Fuel Consumption: Low MPG (litres/100km) ^	32.2 - 37.3 (8.8 - 7.6)	40.8 - 48.3 (6.9 - 5.8)
		Fuel Consumption: Medium MPG (litres/100km) ^^	39.7 - 47.1 (7.1 - 6.0)	47.8 - 55.7 (5.9 - 5.1)
		Fuel Consumption: High MPG (litres/100km) ^^^	45.2 - 54.6 (6.2 - 5.2)	52.1 - 62.2 (5.4 - 4.5)
		Fuel Consumption: Extra High MPG (litres/100km) ^^*	35.5 - 44.2 (8.0 - 6.4)	41.4 - 50.0 (6.8 - 5.7)
		Fuel Consumption: Combined MPG (litres/100km) ^^*	38.3 - 46.4 (7.4 - 6.1)	45.4 - 54.1 (6.2 - 5.2)
	WLTP Low / High	Regulated Emission Standard	Euro 6d-ISC-FCM (RDE Step 2)	Euro 6d-ISC-FCM (RDE Step 2)
		Carbon Dioxide (CO2) emissions Combined (g/km)	138 - 167	137 - 163
	VEHICLE WEIGHT INFORMATION (KG)	Gross vehicle weight	1940	2000
Mass in service		1478	1566	
Kerb weight		1320	1429	
Gross train weight		3340	3300	
Maximum braked trailer weight		1400	1300	
Maximum tow ball weight		70	70	
INSURANCE GROUPS	ACTIVE	21E	21E	
	ALLURE	22E	22E	
	GT	22E	22E	

The fuel consumption or electric range achieved, and CO₂ produced (where applicable), in real world conditions will depend upon a number of factors including, but not limited to: the accessories fitted (pre and post registration); the starting charge of the battery; variations in weather; driving styles and vehicle load. The WLTP (Worldwide Harmonised Light Vehicles Test Procedure) is used to measure fuel consumption, electric range and CO₂ figures.

Figures shown are for comparison purposes and should only be compared to the fuel consumption, electric range and CO₂ values of other cars tested to the same technical standard.

^ 'LOW': Low speed city driving, representative of city centre driving, maximum 35mph.

^^ 'MEDIUM': Medium speed town driving, representative of town or suburban driving, maximum 50mph.

^^^ 'HIGH': High speed rural driving, representative of A-road or dual carriageway driving, maximum 60mph.

^^* 'EXTRA HIGH': Extra High speed motorway driving, representative of a typical European motorway, maximum 81mph.

^^^* 'COMBINED': A mixed journey average of all elements

Figures quoted reflect a range of configurations (including non-UK market vehicles) and are subject to changes resulting from ongoing product development, range evolutions, testing and evaluations.


All PEUGEOT models equipped with BlueHDi engine technology are fitted with SCR technology (Selective Catalytic Reduction) and particulate filtration to treat exhaust gases.

How Does the Process Work?

The process specifically targets the pollutants of diesel combustion, removing hydrocarbons and carbon monoxide, reducing nitrogen oxides by up to 90% and eliminating 99.9% of particulates.

This occurs during a three stage process:

- Stage One - the oxidation catalytic converter eliminates the hydrocarbons (HC) and the carbon monoxide (CO), transforming them into water (H₂O) and carbon dioxide (CO₂)
- Stage Two - the SCR (Selective Catalytic Reduction) transforms the nitrogen oxides (NOx) into water (H₂O) and nitrogen (N₂), which is the main constituent of air (78%), due to the addition of AdBlue® (mixture of urea and water)
- Stage Three - the Particulate Emission Filter eliminates 99.9% of the particulates by number, leaving just harmless water (H₂O) and nitrogen (N₂) gases to be emitted from the exhaust



To allow treatment of nitrogen oxides (NOx) emissions, PEUGEOT passenger cars powered by BlueHDi engine technology are fitted with a separate AdBlue® tank to hold the solution. In most instances this tank is around 17 litres in size. AdBlue® like fuel and screenwash is treated as a consumable and must be kept regularly topped up. Various factors can affect consumption of AdBlue® including but not limited to driving style, weight carried in the vehicle and environmental factors.

PEUGEOT Model	AdBlue® Tank Size	Tank Location	Top Up Required
3008	17 litres	Drivers side, under fuel filler cap	Around 3,500 miles / after 7 fuel fill-ups

Topping Up AdBlue®

To prevent your PEUGEOT running out of the AdBlue® additive the car is fitted with a low level detection facility, just as would be the case with fuel. A series of notifications are available but where the AdBlue® range exceeds 1,500 miles (2,400 km), no information range is automatically displayed.

- Remaining range between 1,500 and 500 miles (2,400 and 800 km): When switching on the ignition, the orange warning lamp (as shown on the left) comes on for about thirty seconds, accompanied by the display of a message ("Top up AdBlue: Starting prevented in x miles/km") indicating the remaining range expressed in miles or kilometres. The reserve level has been reached; it is recommended that you top up as soon as possible
- Remaining range between 500 and 62 miles (800 and 100 km): When switching on the ignition, this warning lamp comes on, accompanied by an audible signal (1 beep) and the display of a message (e.g. "Top up AdBlue: Starting impossible in x miles") indicating the remaining range expressed in miles or kilometres. When driving, the audible signal and the message display are triggered every 62 miles (100 km) until the level is topped up. It is essential to top up as soon as possible and before the tank is completely empty; otherwise it will not be possible to restart the engine after the next stop
- Remaining range less than 60 miles (100 km): When driving, the audible signal and the message display are triggered every 6 miles (10 km) until the AdBlue tank is topped up. It is essential to top up as soon as possible and before the tank is completely empty; otherwise it will not be possible to restart the engine after the next stop.

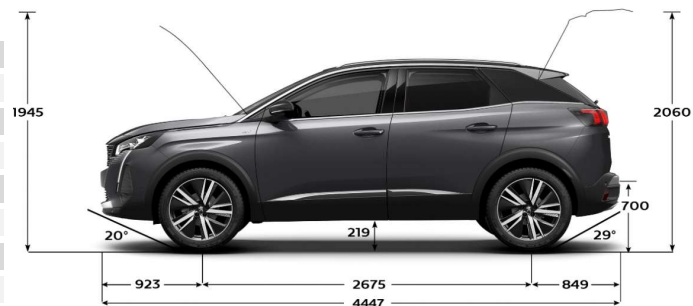
Important Points

- If your vehicle's AdBlue® tank is completely empty – which is confirmed by the alert messages and the impossibility of starting the engine - you must add at least 5 litres of AdBlue® solution
- Never pour AdBlue® into the Diesel fuel tank
- If any AdBlue® is splashed, or if there are any spillages on the side of the body, rinse immediately with cold water or wipe with a damp cloth
- If the fluid has crystallised, clean it off using a sponge and hot water
- Keep AdBlue® out of the reach of children, in its original container
- Never store AdBlue® containers in your vehicle
- Use only AdBlue® fluid that meets the ISO 22241 standard
- Never transfer AdBlue® to another container: it would lose its purity
- Never dilute AdBlue® with water
- Important: in the event of a top-up after an AdBlue® breakdown, you must wait about five minutes before switching on the ignition, without opening the driver's door, unlocking the vehicle or bringing the electronic key into the passenger compartment.



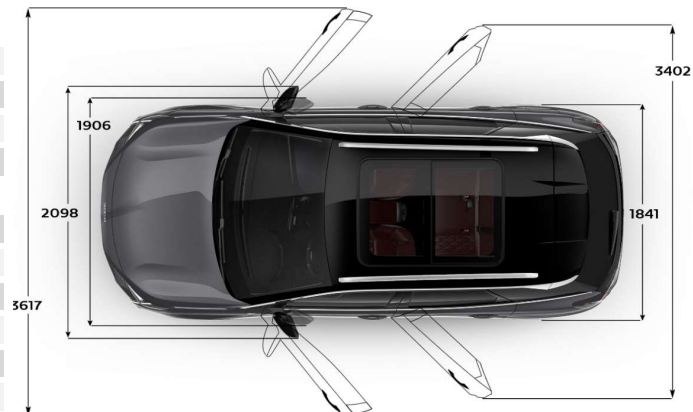
EXTERNAL DIMENSIONS

Length (mm)	4,447
Width (mm) excluding mirrors	1,841
Height without / with roof rails (mm)	1,620 / 1,624
Wheelbase (mm)	2,675
Front / rear overhang (mm)	923 / 849
Front / rear track width (mm)	1,579 - 1,601 / 1,587 - 1,610
Approach / departure angles (degree)	20° / 29°
Ground clearance (mm)	219
Turning circle between pavements (m)	10.67



EXTERNAL DIMENSIONS FOR PARKING

Width with front / rear doors open (mm)	3,617 / 3,402
Width with door mirrors open / folded (mm)	2,098 / 1,906
Height with bonnet open (mm)	1,945
Height with boot open (mm)	2,060



INTERNAL DIMENSIONS

Number of seats	5
Front / rear elbow room (mm)	1,493 / 1,484
Front / rear shoulder room (mm)	1,451 / 1,422
Front / rear head room (mm) ⁽¹⁾	915 / 912 (847 / 843)
Distance between front seat back and front pedals (mm)	816
Distance between rear seat back and front seat back (mm)	889



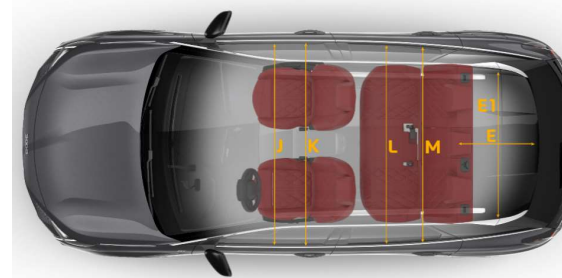
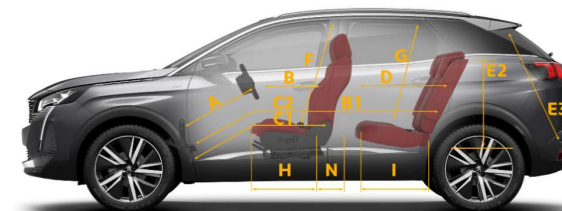
BOOT, STORAGE & FUEL TANK

Length with rear seat back up (mm)	919
Maximum loading length (mm)	3 005
Width between wheel housings (mm)	1 053
Height under parcel shelf / head room (mm) ^{(2) (1)}	609 / 974 (871)
Opening of boot, height / width (mm)	821 / 998
Min. boot volume (dm ³ VDA 210) ⁽³⁾	520 / 395 (PLUG-IN HYBRID)
Max. boot volume (dm ³ VDA 214) ⁽⁵⁾	1 482 / 1 357 (PLUG-IN HYBRID)
Total volume of storage areas in the passenger compartment (litres)	32
Boot storage box for charging cable (litres)	25
Fuel tank capacity (litres)	53 / 43 (PLUG-IN HYBRID)



(mm)

A	746
B	587
C1	816
C2	1706
D	889
E	919
E1	1053
E2	609
E3	821
F	915
G	912
H	612
I	554
J	1451
K	1493
L	1422
M	1484
N	240



(1) Value in brackets: with optional panoramic opening glass roof
 (2) Adjustable boot floor in low position
 (3) Measured according to VDA method using parallelepipeds of 200x100x50 mm
 The boot volume is reduced if the spare wheel option is taken

PEUGEOT offer two levels of Service Contract:**PEUGEOT Service Plans****What's included:**

- PEUGEOT Service Plans offer complete assurance that all your servicing costs will be completely covered for the duration of the plan
- We offer PEUGEOT Service Plans for up to five years with many mileage options
- One-off up front or monthly direct debit payment options available
- All packages are affordable and inflation proof, which means they will remain at a fixed cost for the duration of the plan.

Monthly price examples*:

36 Months / 30,000 Miles	48 Months / 40,000 Miles	60 Months / 50,000 Miles
£16.28 per month	£20.30 per month	£20.00 per month

* Price examples based on an annual mileage of 10,000 per annum

A PEUGEOT Service Plan can be purchased up to 12 months after registration date. The prices quoted above are indicative, for a bespoke quote please contact your local PEUGEOT Dealer. If the plan is taken out after the date of registration an additional payment will be required to cover this starting period. Any normal wear and tear maintenance work such as replacement of tyres, brake pads, brake discs, clutches, shock absorbers, wipers, batteries, bulbs, silencer, exhausts and windscreens are excluded.

Servicing must be carried out by a PEUGEOT Authorised Repairer in the UK. PEUGEOT Motor Company reserve the right to change, amend or withdraw this product at any time.

Extended PEUGEOT Assistance***What's included: Extension of your PEUGEOT Assistance Cover**

- Offers you the opportunity to extend PEUGEOT Assistance up to a further two years
- Cover includes:
 - PEUGEOT Assistance from Home
 - PEUGEOT Roadside Assistance
 - PEUGEOT Recovery
 - PEUGEOT Onward Travel
 - PEUGEOT European Cover

* Excludes non-vehicle induced faults

To find out about extending your PEUGEOT Assistance cover, call 0800 294 0294

Manufacturers Recommended Retail Price On The Road

The On the Road MRRP featured includes the following from 1st August 2023:

Tax band	CO ₂ (g/km)	First Year VED	First Year VED Alternative Fuel	Annual Tax Petrol & Diesel	Annual Tax Alternative Fuel	First Reg fee	Delivery Charge	VAT @ 20% on Delivery	Total OTR Costs Petrol & Diesel	Total OTR Costs Alternative Fuel
A	0	£0.00	£0.00	£0.00	£0.00	£55.00	£750.00	£150.00	£955.00	£955.00
B	1-50	£10.00	£0.00	£180.00	£170.00	£55.00	£750.00	£150.00	£965.00	£955.00
C	51-75	£30.00	£20.00	£180.00	£170.00	£55.00	£750.00	£150.00	£985.00	£975.00
D	76-90	£130.00	£120.00	£180.00	£170.00	£55.00	£750.00	£150.00	£1,085.00	£1,075.00
E	91-100	£165.00	£155.00	£180.00	£170.00	£55.00	£750.00	£150.00	£1,120.00	£1,110.00
F	101-110	£185.00	£175.00	£180.00	£170.00	£55.00	£750.00	£150.00	£1,140.00	£1,130.00
G	111-130	£210.00	£200.00	£180.00	£170.00	£55.00	£750.00	£150.00	£1,165.00	£1,155.00
H	131-150	£255.00	£245.00	£180.00	£170.00	£55.00	£750.00	£150.00	£1,210.00	£1,200.00
I	151-170	£645.00	£635.00	£180.00	£170.00	£55.00	£750.00	£150.00	£1,600.00	£1,590.00
J	171-190	£1,040.00	£1,030.00	£180.00	£170.00	£55.00	£750.00	£150.00	£1,995.00	£1,985.00
K	191-225	£1,565.00	£1,555.00	£180.00	£170.00	£55.00	£750.00	£150.00	£2,520.00	£2,510.00
L	226-255	£2,220.00	£2,210.00	£180.00	£170.00	£55.00	£750.00	£150.00	£3,175.00	£3,165.00
M	Over 255	£2,605.00	£2,595.00	£180.00	£170.00	£55.00	£750.00	£150.00	£3,560.00	£3,550.00

VAT is calculated at 20%

VAT is not applicable to cars sold in the Channel Islands

Cars with a list price over £40,000 at first registration will pay an additional rate of £390 per year on top of annual tax 'standard rate', for five years from the start of the second licence, before returning to the rates listed above. (List price includes all factory options but excludes first year VED and first registration fee)

PEUGEOT 3 Years of Warranty

All vehicles first registered in the UK and purchased from a UK PEUGEOT Retailer benefit from a PEUGEOT 2 year unlimited mileage manufacturer's warranty and a free optional additional 1 year of warranty provided by the PEUGEOT Retailer Network in the UK

The traction battery on HYBRID & PLUG-IN HYBRID versions benefits from an 8 year/100,000 mile warranty to 70% of its original capacity

PEUGEOT Assistance

All new PEUGEOTs come with PEUGEOT Assistance, our breakdown assistance service.

PEUGEOT Assistance is available every minute of the day and night; 365 days of the year, for you and anyone else driving your PEUGEOT with your permission.

Full details are available at www.peugeot.co.uk

Terms and Conditions

All information and prices correct at time of publication, but are subject to change at any time without prior notice (which may occur as a result of matters including, but not limited to, any changes in legislation and/or any changes by the government).

It is our policy to continually improve our vehicles in every way. To avoid any misunderstandings you are advised to check with your PEUGEOT Retailer the prices, specification (including colour), equipment, accessories and equipment relating to any PEUGEOT vehicle and the exact cost and availability prior to ordering.

Where a feature is described as an option in this publication it should be assumed that it is at extra cost unless specifically stated otherwise.

Issued by Sales and Marketing, PEUGEOT Motor Company PLC, Pinley House, Sunbeam Way, Coventry CV3 1ND.

